

Network Performance Analysis

Daily test report for client id f216f253

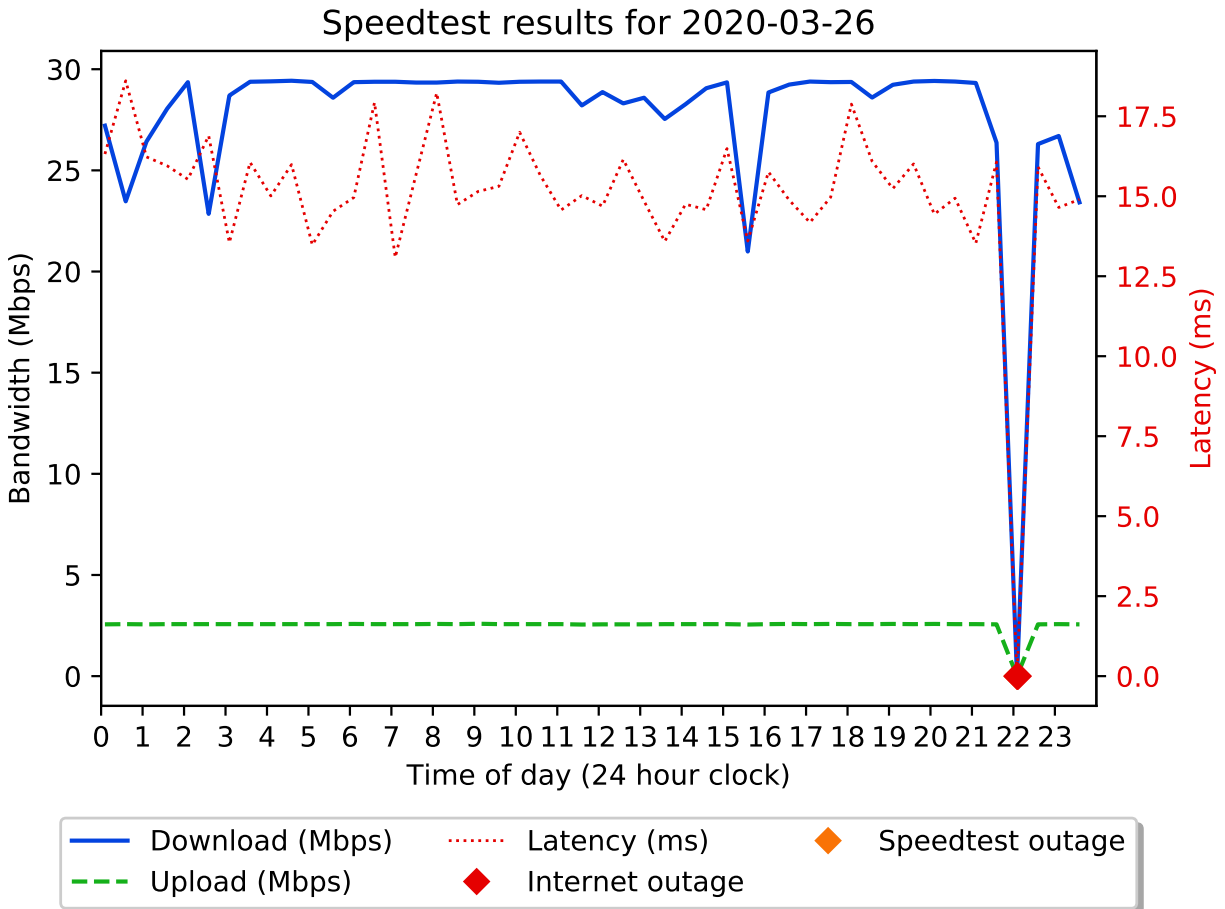
2020-03-26

1 Internet Service Performance

The main factors that affect your Internet service performance are download / upload speeds, latency, and domain name resolution. The network performance monitor runs various tests periodically throughout the day to measure these factors, the results of those tests are summarized in the following sections.

1.1 Download / Upload Speeds, Latency, and Internet Outages

This chart plots Internet speedtest results, including the download and upload speeds in megabits per second (Mbps), and the latency (ping) in milliseconds. Keep in mind that these tests are run in parallel with any other Internet communication that may be occurring on your network. Network activity such as large downloads or media streaming sessions will affect these test results.



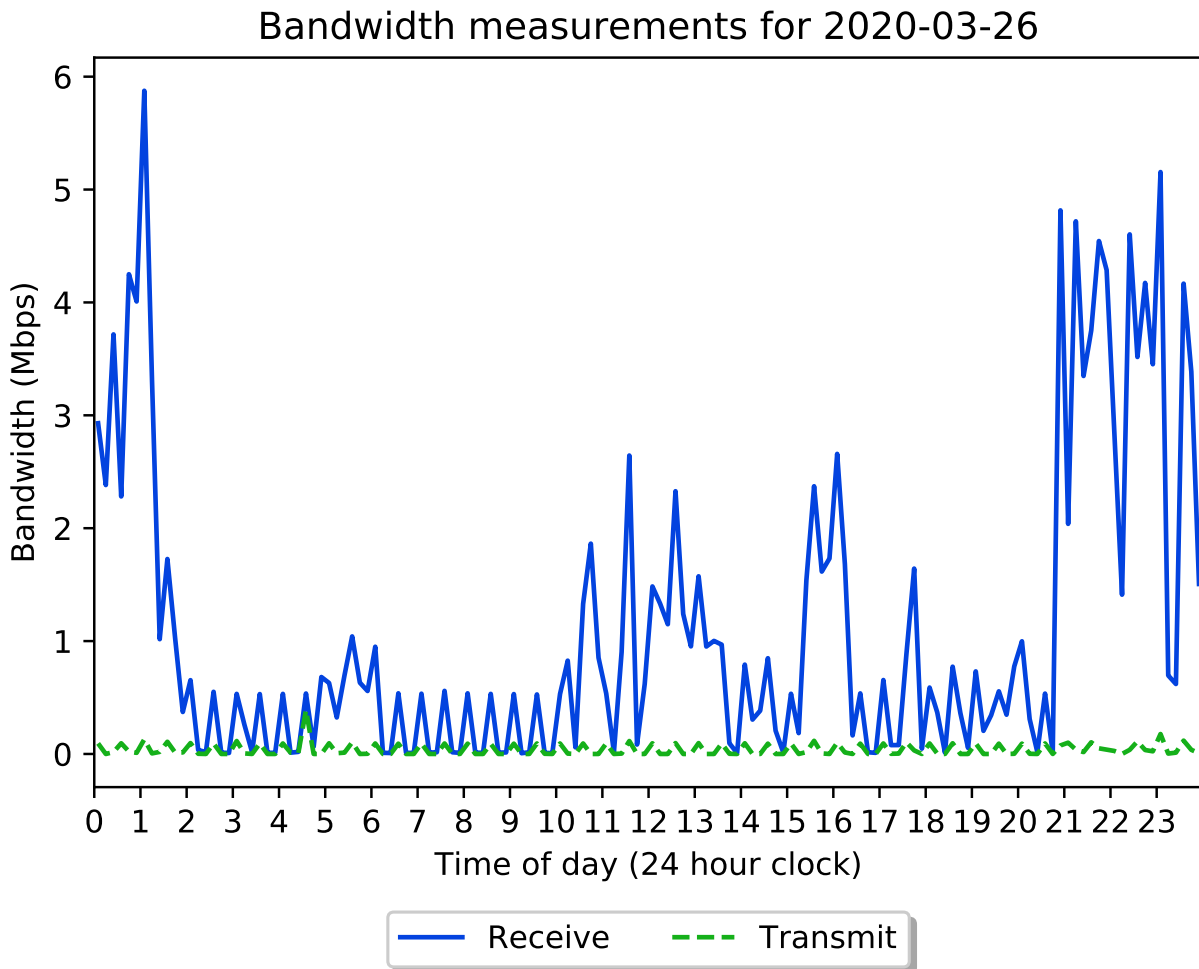
1.2 Data summary

Average download speed: 27.68 Mbps
Average upload speed: 2.52 Mbps
Average latency: 15.08 ms
Internet outages: 4

One or more times during the reporting day an Internet outage was recorded.

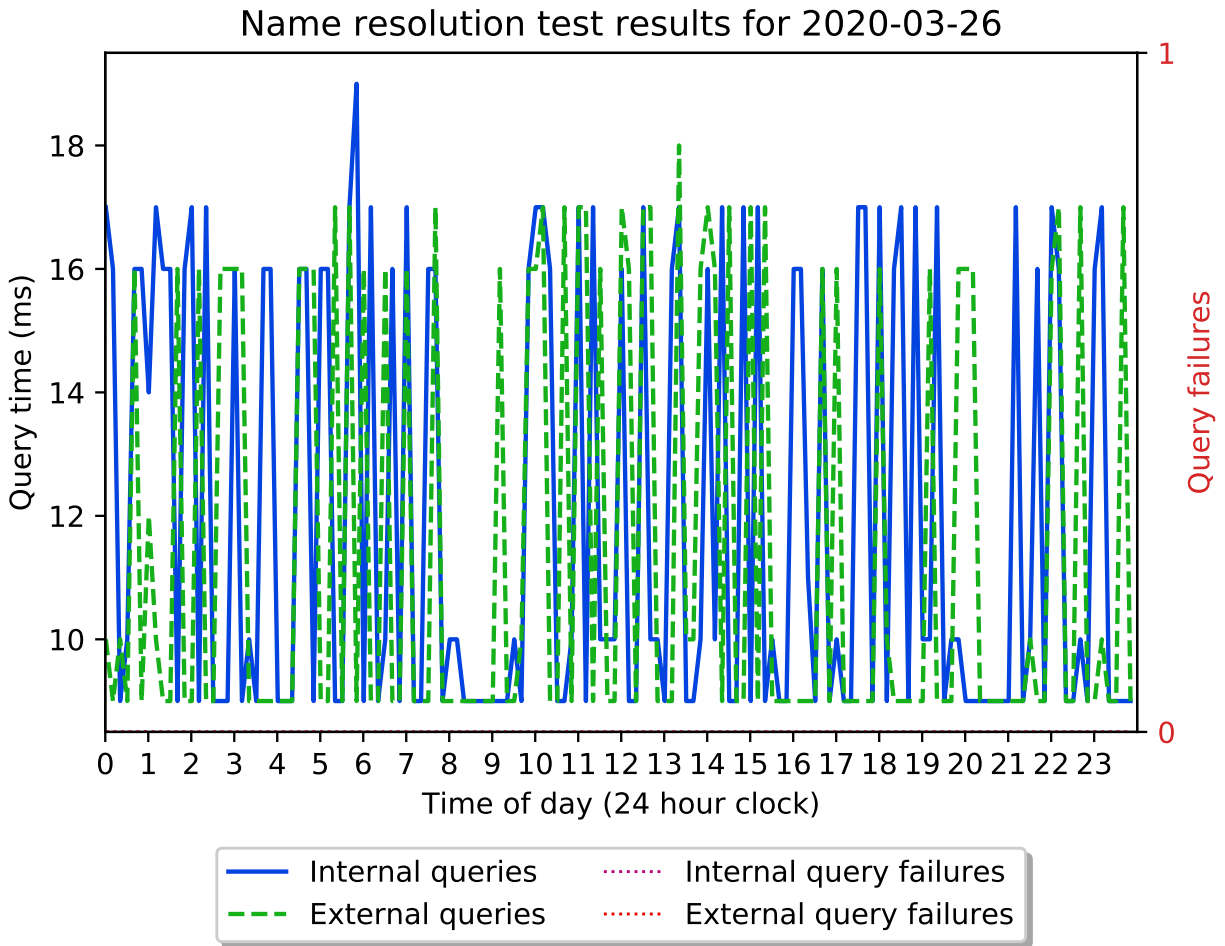
1.3 Bandwidth measurements

The system measures the amount of Internet traffic flowing between your modem and router. It uses the number of bits received and transmitted to calculate bandwidth usage in megabits per second (Mbps). The results of these bandwidth measurements are shown on the chart below. Note that the bandwidth values shown are averaged into 10 minute intervals during the reporting day, so short bandwidth spikes (e.g. loading an image-heavy web page) are averaged into the 10 minute interval during which they occur.



1.4 Domain name resolution

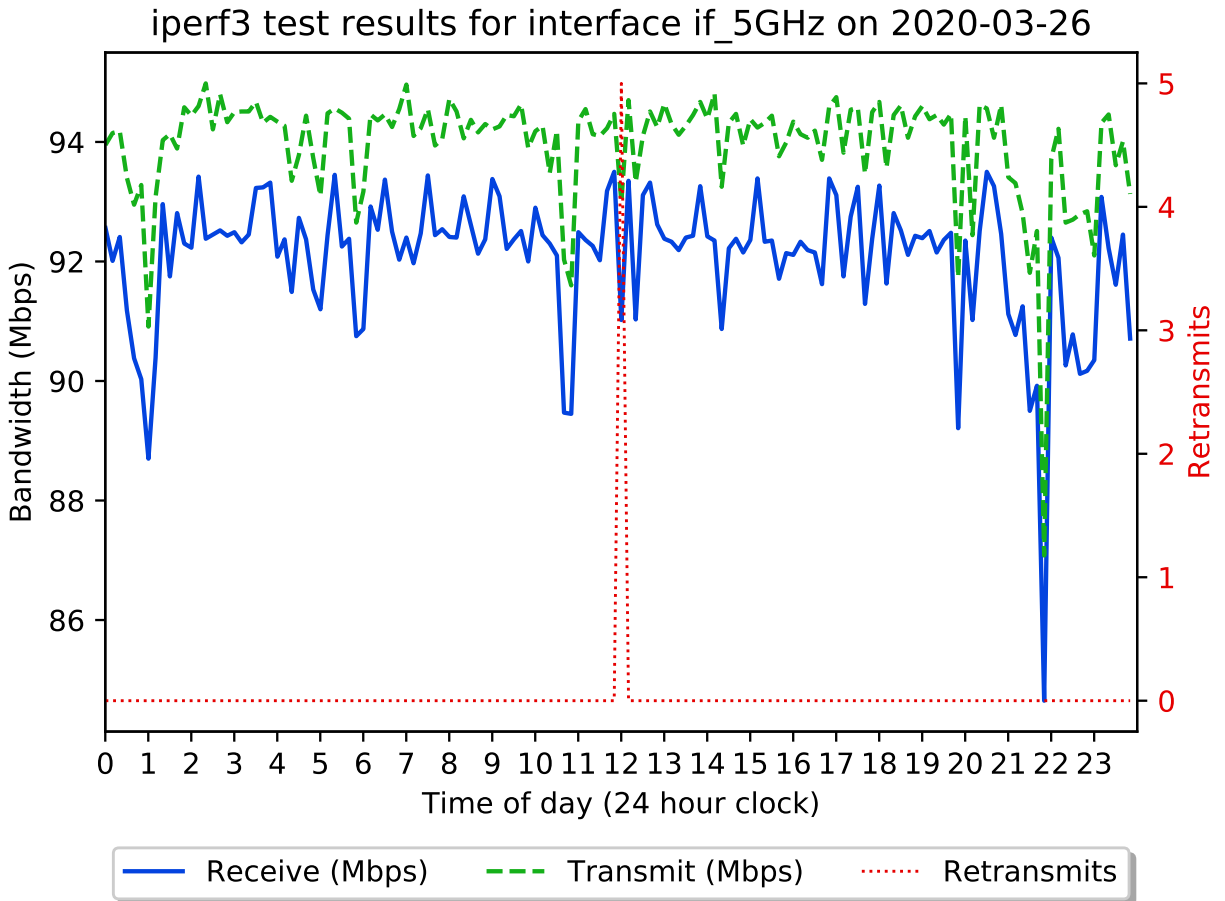
This chart plots the results of domain name resolution tests. The tests include internal DNS queries which use your network's default DNS server (normally this is your ISP's DNS server) and external DNS queries that use public DNS servers such as Google and Cloudflare. Slow DNS queries can make your Internet connection seem slow. Persistent DNS query failures can make your Internet service unreliable.



2 Local Network Performance

The network performance monitor runs periodic tests of local networks using the **iperf3** program. The following charts plot the test results for each network interface (excluding the testing interface).

2.1 Performance information for network interface if_5GHz



2.2 Data summary

Average receive speed: 92.07 Mbps

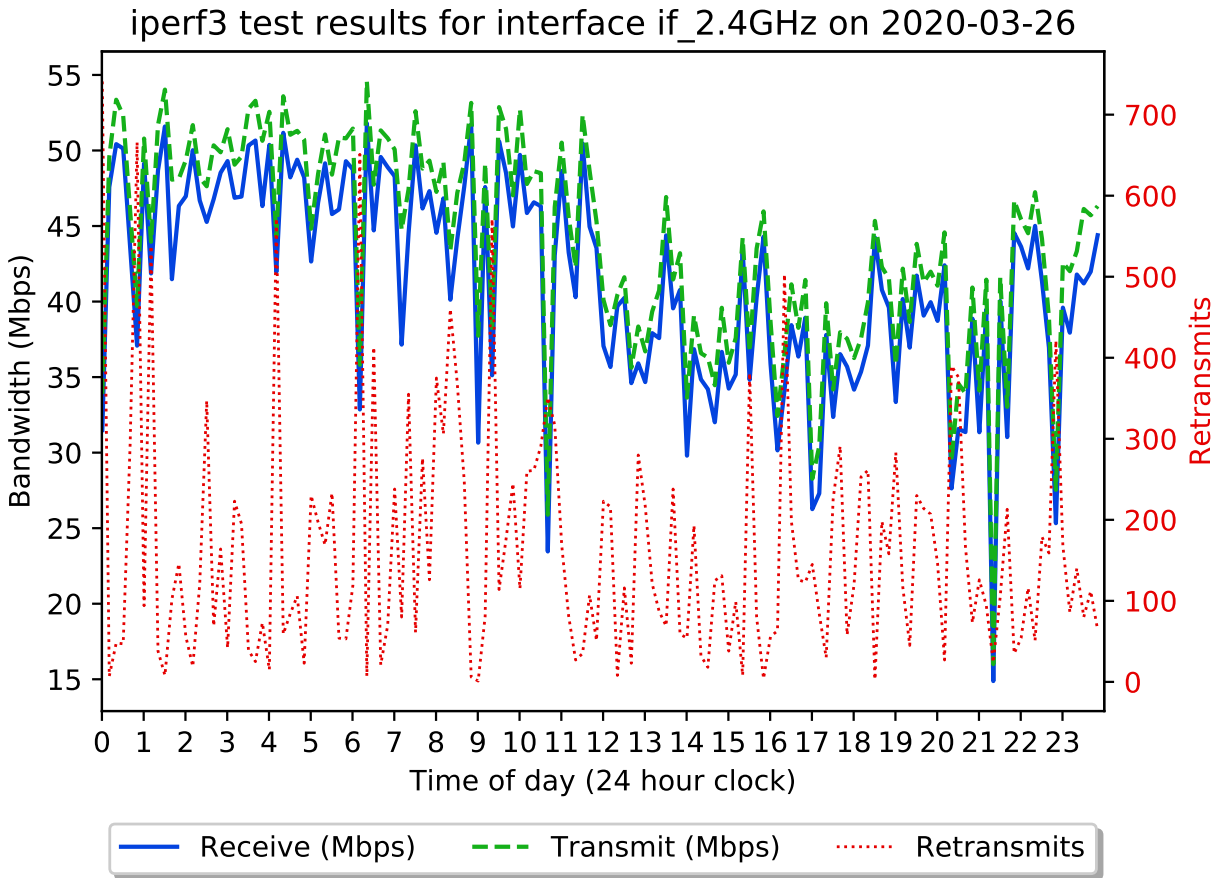
Average transmit speed: 93.96 Mbps

Average retransmits: 0

Total outage intervals: 0

No outage intervals were recorded during the reporting day.

2.3 Performance information for network interface if_2.4GHz



2.4 Data summary

Average receive speed: 41.33 Mbps
Average transmit speed: 43.75 Mbps
Average retransmits: 164
Total outage intervals: 0

No outage intervals were recorded during the reporting day.

3 Internet speedtest data

The following table contains the results of all Internet speed tests performed during the reporting day.

Table 1: Speedtest Data

| Time | Download Mbps | Upload Mbps | Ping | Remote Host |
|-------|---------------|-------------|-------|-------------------------------------|
| 00:05 | 27.21 | 2.56 | 16.32 | vancouver.speedtest.telus.com:8080 |
| 00:35 | 23.47 | 2.57 | 18.61 | vancouver.speedtest.telus.com:8080 |
| 01:05 | 26.42 | 2.56 | 16.23 | speedtest.vc.shawcable.net:8080 |
| 01:35 | 28.05 | 2.57 | 15.95 | vancouver.speedtest.telus.com:8080 |
| 02:05 | 29.36 | 2.57 | 15.53 | speedtest.vc.shawcable.net:8080 |
| 02:35 | 22.85 | 2.57 | 16.89 | speedtest.vc.shawcable.net:8080 |
| 03:05 | 28.7 | 2.57 | 13.55 | speedtest.vc.shawcable.net:8080 |
| 03:35 | 29.38 | 2.57 | 16.06 | vancouver.speedtest.telus.com:8080 |
| 04:05 | 29.4 | 2.57 | 15.01 | vancouver.speedtest.telus.com:8080 |
| 04:35 | 29.43 | 2.57 | 15.99 | vancouver.speedtest.telus.com:8080 |
| 05:05 | 29.37 | 2.57 | 13.48 | vancouver.speedtest.telus.com:8080 |
| 05:35 | 28.59 | 2.57 | 14.53 | vancouver2.speedtest.telus.com:8080 |
| 06:05 | 29.36 | 2.58 | 14.96 | speedtest.vc.shawcable.net:8080 |
| 06:35 | 29.38 | 2.57 | 17.93 | speedtest.vc.shawcable.net:8080 |
| 07:05 | 29.38 | 2.57 | 13.09 | vancouver.speedtest.telus.com:8080 |
| 07:35 | 29.34 | 2.57 | 15.67 | vancouver2.speedtest.telus.com:8080 |
| 08:05 | 29.34 | 2.58 | 18.23 | speedtest.vc.shawcable.net:8080 |
| 08:35 | 29.39 | 2.57 | 14.74 | speedtest.vc.shawcable.net:8080 |
| 09:05 | 29.38 | 2.59 | 15.15 | speedtest.vc.shawcable.net:8080 |
| 09:35 | 29.33 | 2.57 | 15.31 | speedtest.vc.shawcable.net:8080 |
| 10:05 | 29.38 | 2.57 | 17.0 | speedtest.vc.shawcable.net:8080 |
| 10:35 | 29.39 | 2.57 | 15.65 | vancouver2.speedtest.telus.com:8080 |
| 11:05 | 29.39 | 2.57 | 14.57 | vancouver2.speedtest.telus.com:8080 |
| 11:35 | 28.21 | 2.55 | 15.02 | vancouver.speedtest.telus.com:8080 |
| 12:05 | 28.87 | 2.56 | 14.69 | vancouver.speedtest.telus.com:8080 |
| 12:35 | 28.31 | 2.56 | 16.15 | speedtest.vc.shawcable.net:8080 |
| 13:05 | 28.59 | 2.56 | 14.85 | vancouver2.speedtest.telus.com:8080 |
| 13:35 | 27.54 | 2.57 | 13.59 | vancouver.speedtest.telus.com:8080 |
| 14:05 | 28.27 | 2.57 | 14.75 | vancouver.speedtest.telus.com:8080 |
| 14:35 | 29.06 | 2.57 | 14.58 | vancouver.speedtest.telus.com:8080 |
| 15:05 | 29.35 | 2.57 | 16.49 | vancouver.speedtest.telus.com:8080 |
| 15:35 | 20.99 | 2.55 | 13.6 | vancouver.speedtest.telus.com:8080 |
| 16:05 | 28.85 | 2.57 | 15.76 | vancouver2.speedtest.telus.com:8080 |
| 16:35 | 29.24 | 2.58 | 14.88 | vancouver.speedtest.telus.com:8080 |
| 17:05 | 29.39 | 2.57 | 14.18 | vancouver.speedtest.telus.com:8080 |
| 17:35 | 29.36 | 2.58 | 14.97 | speedtest.vc.shawcable.net:8080 |
| 18:05 | 29.37 | 2.57 | 17.88 | vancouver.speedtest.telus.com:8080 |
| 18:35 | 28.6 | 2.57 | 16.09 | vancouver.speedtest.telus.com:8080 |
| 19:05 | 29.23 | 2.58 | 15.24 | vancouver2.speedtest.telus.com:8080 |

Continued on next page

Table 1 – continued from previous page

| Time | Download Mbps | Upload Mbps | Ping | Remote Host |
|-------------|----------------------|--------------------|-------------|------------------------------------|
| 19:35 | 29.39 | 2.57 | 16.01 | vancouver.speedtest.telus.com:8080 |
| 20:05 | 29.42 | 2.58 | 14.44 | vancouver.speedtest.telus.com:8080 |
| 20:35 | 29.39 | 2.57 | 14.94 | vancouver.speedtest.telus.com:8080 |
| 21:05 | 29.32 | 2.57 | 13.53 | vancouver.speedtest.telus.com:8080 |
| 21:35 | 26.37 | 2.56 | 16.07 | speedtest.vc.shawcable.net:8080 |
| 22:05 | 0.0 | 0.0 | 0.0 | n/a |
| 22:35 | 26.3 | 2.56 | 15.92 | vancouver.speedtest.telus.com:8080 |
| 23:05 | 26.7 | 2.57 | 14.65 | vancouver.speedtest.telus.com:8080 |
| 23:35 | 23.42 | 2.56 | 14.9 | speedtest.vc.shawcable.net:8080 |

End of report.